

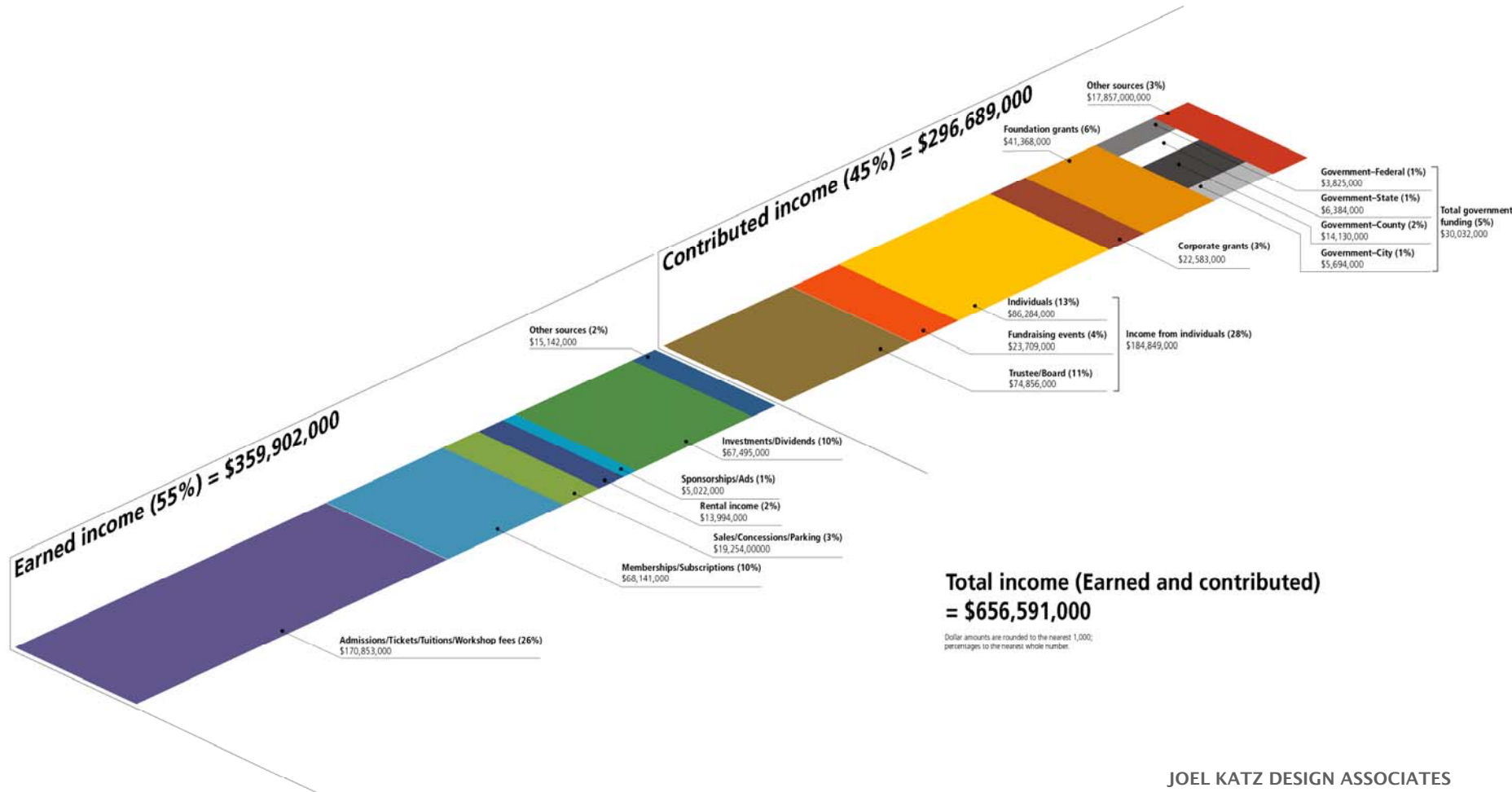
Los Angeles County Municipal Arts Funders

California Cultural Data Project Analysis 2009

A partnership of the
Arts Council for Long Beach,
City of Los Angeles Department of Cultural Affairs,
City of West Hollywood,
Culver City Cultural Affairs Division,
Los Angeles County Arts Commission,
Pasadena Cultural Affairs, and
Santa Monica Cultural Affairs Division.

Los Angeles County Municipal Arts Funders

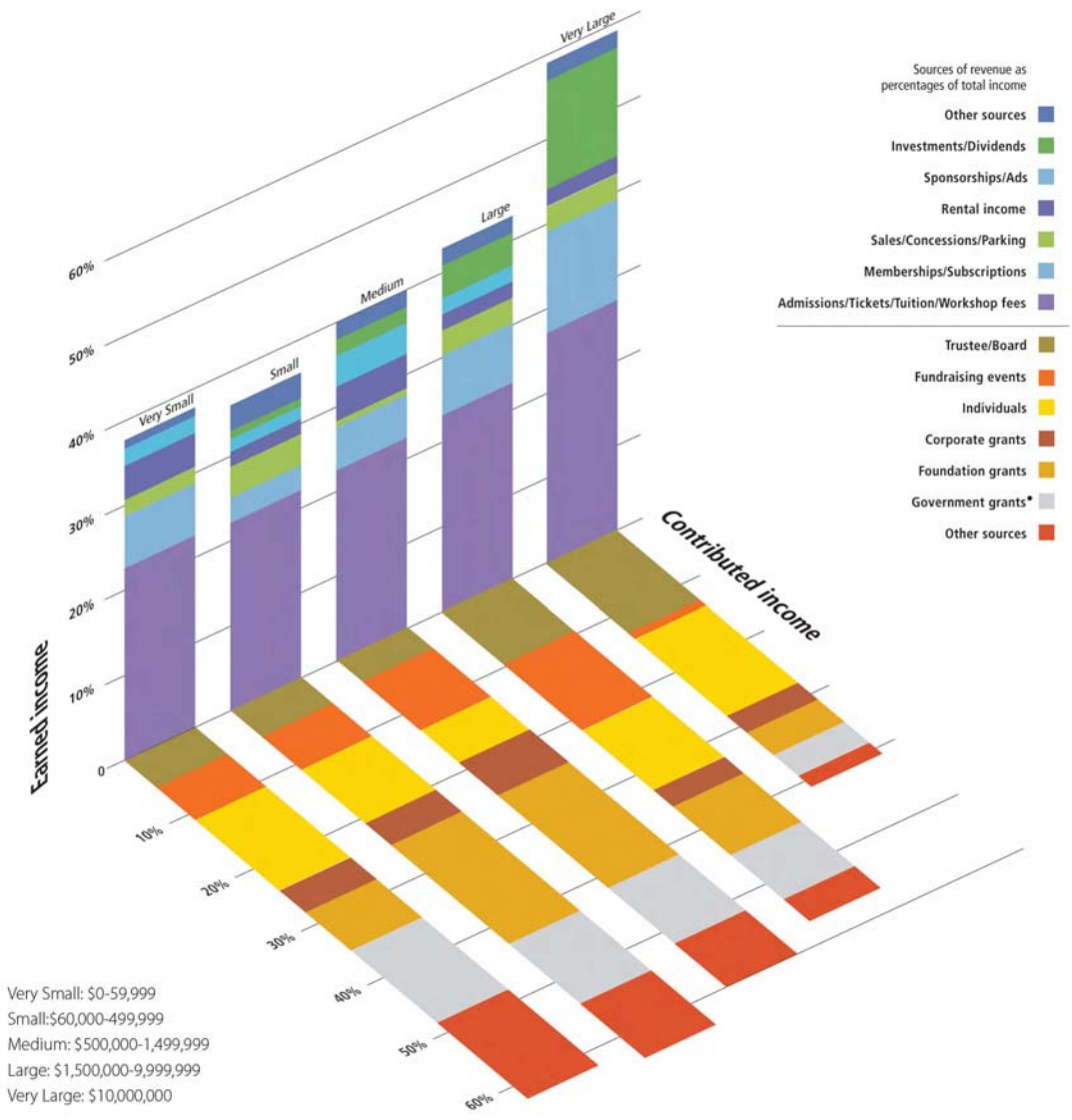
Total Annual Income of 278 Grantees Reporting FY '06, '07 or '08



This data was provided by the California Cultural Data Project, a statewide data collection project for California's arts and cultural organizations. The Pennsylvania CDP Governing Group owns all right, title, and interest in and to the California Cultural Data Project. This data is not warranted as accurate, it is based on self-reported information which may not be accurate or complete. It is provided to you solely for non-commercial purposes. For more information about the CDP or for permission to use CDP Data in a research report, please contact info@culturaldata.org.

Los Angeles County Municipal Arts Funders

Total Annual Income by Organization Size



JOEL KATZ DESIGN ASSOCIATES

This data was provided by the California Cultural Data Project, a statewide data collection project for California's arts and cultural organizations. The Pennsylvania CDP Governing Group owns all right, title, and interest in and to the California Cultural Data Project. This data is not warranted as accurate, it is based on self-reported information which may not be accurate or complete. It is provided to you solely for non-commercial purposes. For more information about the CDP or for permission to use CDP Data in a research report, please contact info@culturaldata.org.

Los Angeles County Municipal Arts Funders

Sources of revenue as percentages of total income	Very Small	Small	Medium	Large	Very Large
Other sources	1%	3%	2%	2%	2%
Investments/Dividends	0	1	2	4	13
Sponsorships/Ads	2	2	4	2	0
Rental income	4	2	4	2	2
Sales/Concessions/Parking	2	3	1	3	3
Memberships/Subscriptions	6	4	5	7	12
Admissions/Tickets/Tuition/Workshop fees	22	22	23	23	27
Earned income	38	36	40	43	59
Trustee/Board	5	5	4	10	13
Fundraising events	6	6	9	12	1
Individuals	13	10	6	11	14
Corporate grants	4	4	6	3	3
Foundation grants	7	18	17	9	4
Government grants*	13	10	10	8	3
Other sources	14	10	8	4	2
Contributed income	62	64	60	57	41
Total	100%	100%	100%	100%	100%
Total income	\$2,033,000	\$24,446,000	\$44,108,000	\$91,340,000	\$494,664,000

*Government funding by source: Very Small—City 9%, County 3%, State 1%, Federal 0%; Small—City 4%, County 3%, State 1%, Federal 3%; Medium—City 5%, County 2%, State 0%, Federal 2%; Large—City 1%, County 1%, State 6%, Federal 0%; Very Large—City 1%, County 2%, State 1%, Federal 1%.

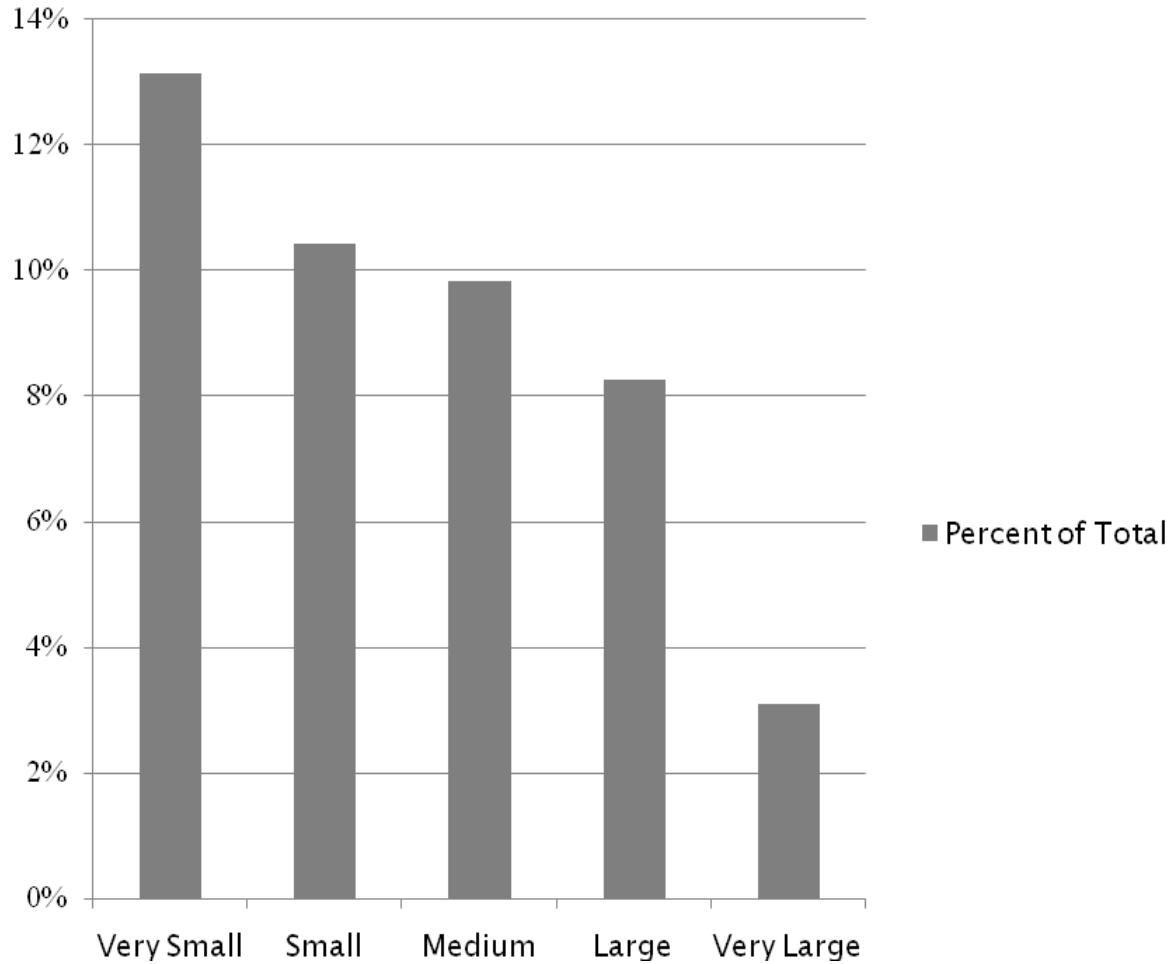
Dollar amounts are rounded to the nearest 1,000; percentages to the nearest whole number.

Very Small: \$0-59,999; Small: \$60,000-499,999; Medium: \$500,000-1,499,999; Large: \$1,500,000-9,999,999; Very Large: \$10,000,000+

JOEL KATZ DESIGN ASSOCIATES

Los Angeles County Municipal Arts Funders

Government Grants Percent of Total Income by Organization Size

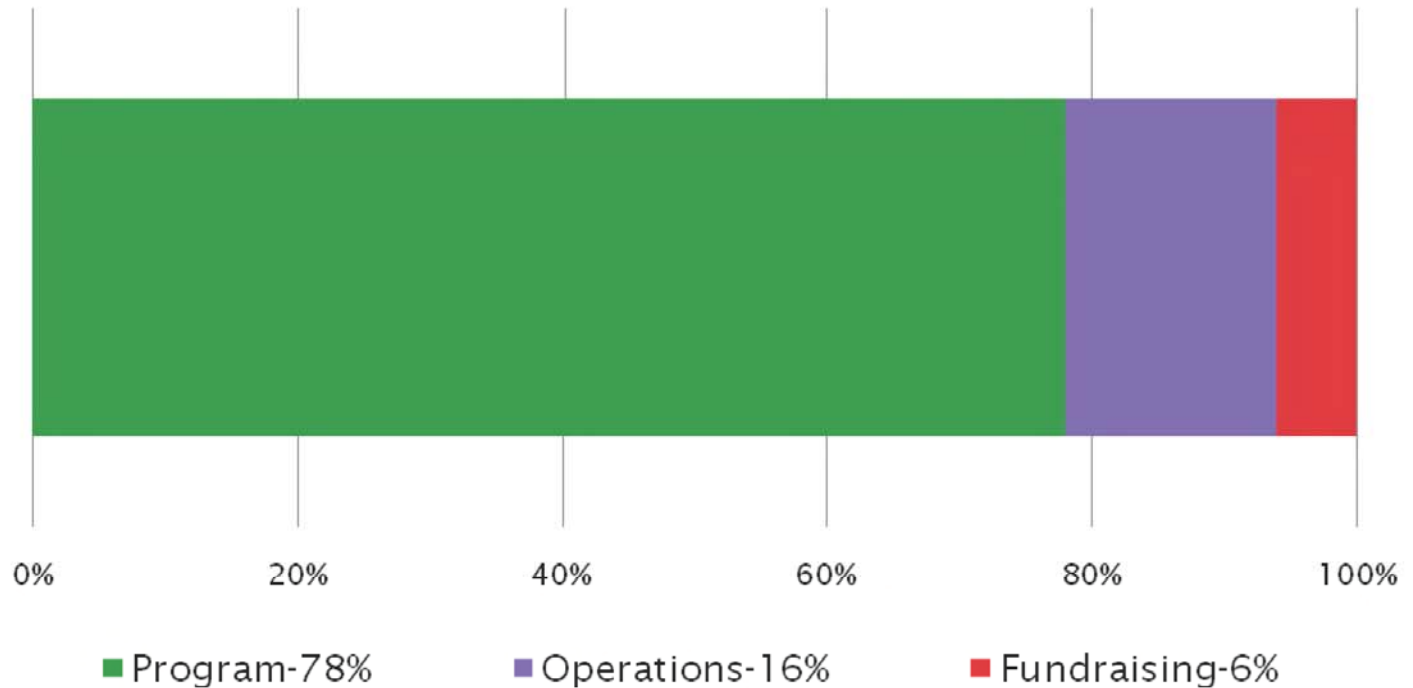


This data was provided by the California Cultural Data Project, a statewide data collection project for California's arts and cultural organizations. The Pennsylvania CDP Governing Group owns all right, title, and interest in and to the California Cultural Data Project. This data is not warranted as accurate, it is based on self-reported information which may not be accurate or complete. It is provided to you solely for non-commercial purposes. For more information about the CDP or for permission to use CDP Data in a research report, please contact info@culturaldata.org.

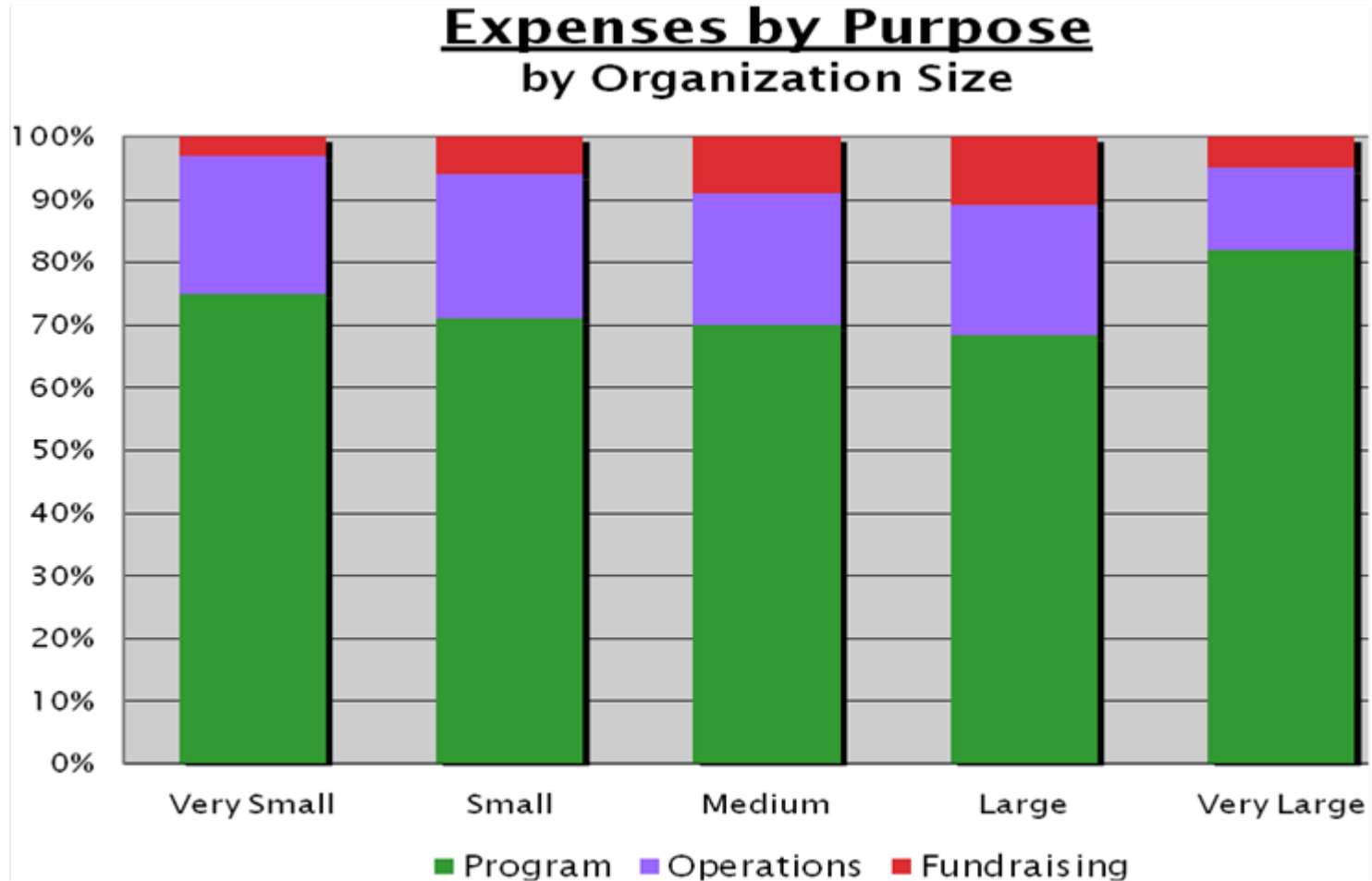
Los Angeles County Municipal Arts Funders

Expenses by Purpose

Total Annual Expenditures = \$535 Million
(Annual Salary & Benefits Expenditures = \$238 Million)

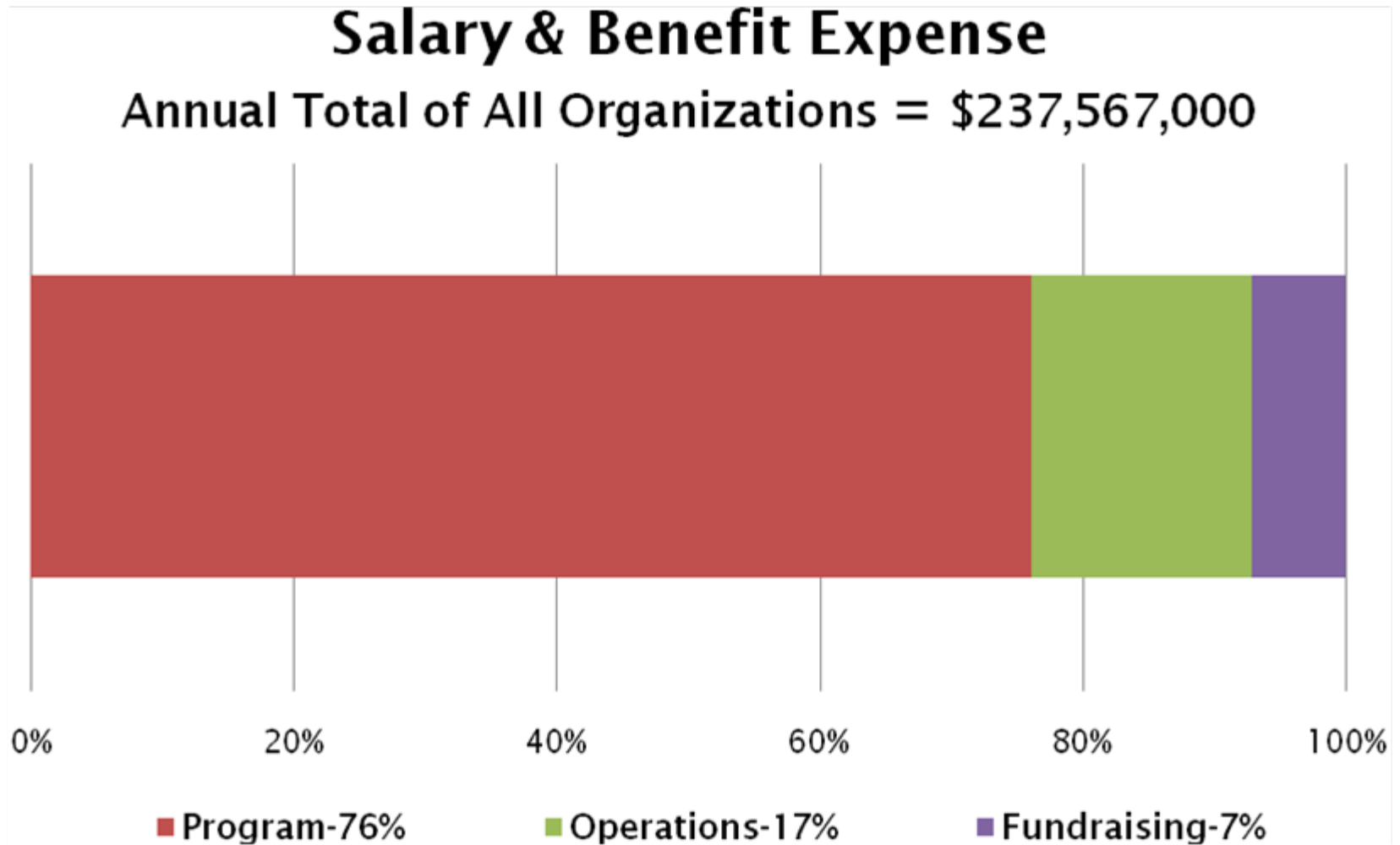


Los Angeles County Municipal Arts Funders



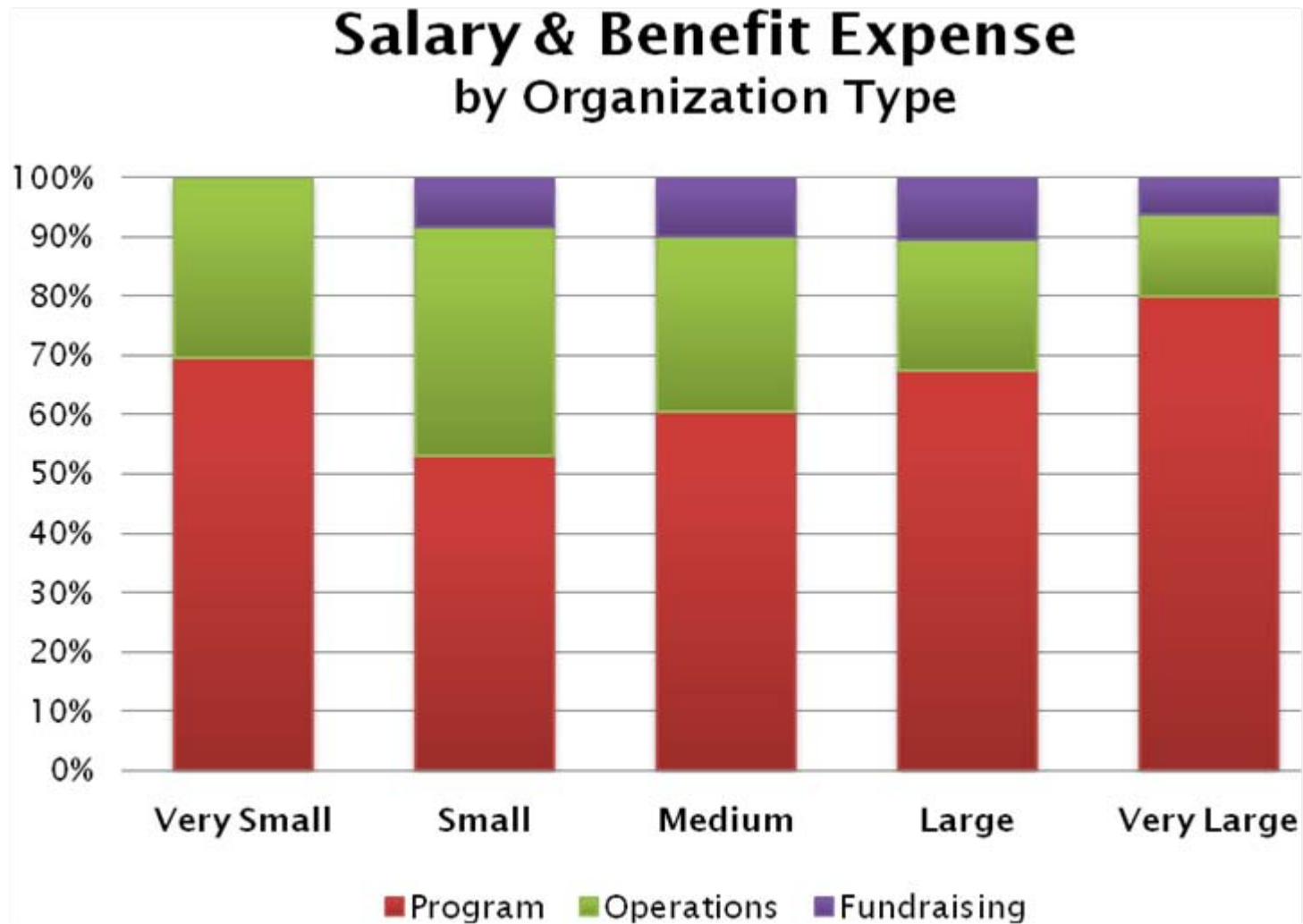
This data was provided by the California Cultural Data Project, a statewide data collection project for California's arts and cultural organizations. The Pennsylvania CDP Governing Group owns all right, title, and interest in and to the California Cultural Data Project. This data is not warranted as accurate, it is based on self-reported information which may not be accurate or complete. It is provided to you solely for non-commercial purposes. For more information about the CDP or for permission to use CDP Data in a research report, please contact info@culturaldata.org.

Los Angeles County Municipal Arts Funders



This data was provided by the California Cultural Data Project, a statewide data collection project for California's arts and cultural organizations. The Pennsylvania CDP Governing Group owns all right, title, and interest in and to the California Cultural Data Project. This data is not warranted as accurate, it is based on self-reported information which may not be accurate or complete. It is provided to you solely for non-commercial purposes. For more information about the CDP or for permission to use CDP Data in a research report, please contact info@culturaldata.org.

Los Angeles County Municipal Arts Funders



This data was provided by the California Cultural Data Project, a statewide data collection project for California's arts and cultural organizations. The Pennsylvania CDP Governing Group owns all right, title, and interest in and to the California Cultural Data Project. This data is not warranted as accurate, it is based on self-reported information which may not be accurate or complete. It is provided to you solely for non-commercial purposes. For more information about the CDP or for permission to use CDP Data in a research report, please contact info@culturaldata.org.

Los Angeles County Municipal Arts Funders
California Cultural Data Project: Analysis 2009

This analysis would not have been possible
without your participation in the
California Cultural Data Project.

Thank you for your involvement.

